

Scaled data based on original data using
LM-79-08 Approved Method: Electrical and Photometric Measurements of Solid-
State Lighting Products

Test Report Prepared for
Cooper Lighting Solutions
(formerly Eaton)

Brand: McGRAW-EDISON

Report Number: P226296

Luminaire Tested: **ISW-AF-XXX-LED-E1-T2-7050-XXB**

Issue Date: 3/3/2020

Test Information

Test Method: LM-79-08
Report Number: P226296
TEST IS SCALED FROM IESNA LM-79-08 TEST DATA (P35937)
Test Lab: INNOVATION CENTER-P3
Issue Date: 3/3/2020
Manufacturer: COOPER LIGHTING SOLUTIONS (FORMERLY EATON)
Product Line: MCGRAW-EDISON
Catalog Number: ISW-AF-XXX-LED-E1-T2-7050-XXB
Description: IMPACT ELITE LED WEDGE LUMINAIRE, EMERGENCY MODE WITH BATTERY
BACKPACK BOX
LIGHT SQUARE WITH ACCULED OPTICS-TYPE II
Light Source: (16) 5000K CCT, 70 CRI LEDs
Ballast/Driver: ELECTRONIC DRIVER

Summary

Lumens per Lamp: N/A
Luminaire Lumens: 664.4 lumens
Efficiency: N/A
Efficacy: 51.1 lumens/watt
Luminous Opening: Rectangular (W 0.5' x L: 0.5' x H: 0')
IES Classification: Type II - Medium - Cutoff
BUG Rating: B0 - U1 - G0

Input Watts (W): 13
Input Voltage (V): 120
Input Current (Ain): NR
Voltage Rise (V): NR
Power Factor: NR
Total Harmonic Distortion (THDi): NR
Frequency (hertz): 60
Stabilization Time: NR
Operation Time: NR
Ambient Temperature (°C): NR
Test Distance: 25 FT

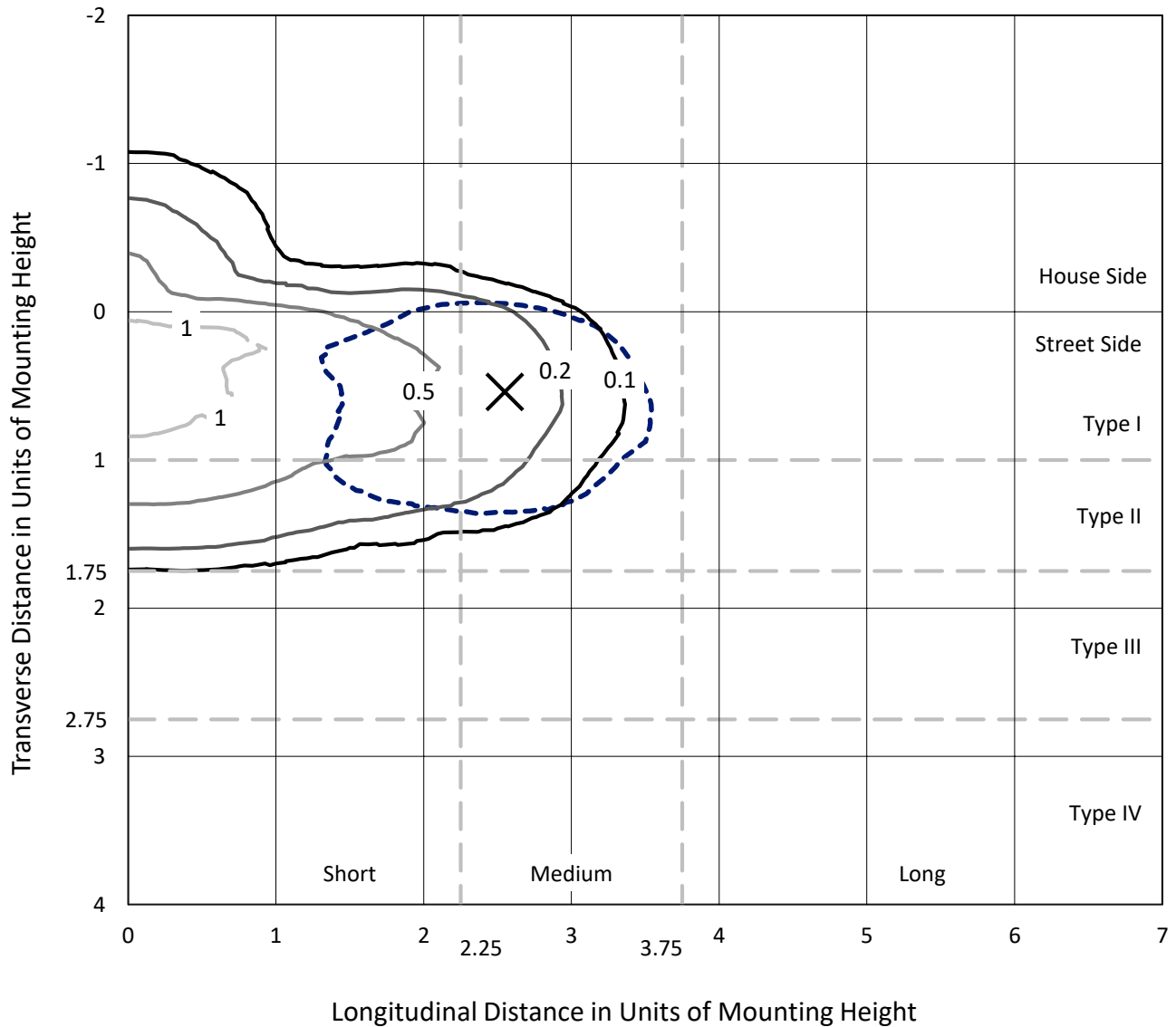


REPORT NUMBER: P226296

CATALOG NUMBER: ISW-AF-XXX-LED-E1-T2-7050-XXB

Iso-Footcandle Lines of Horizontal Illumination

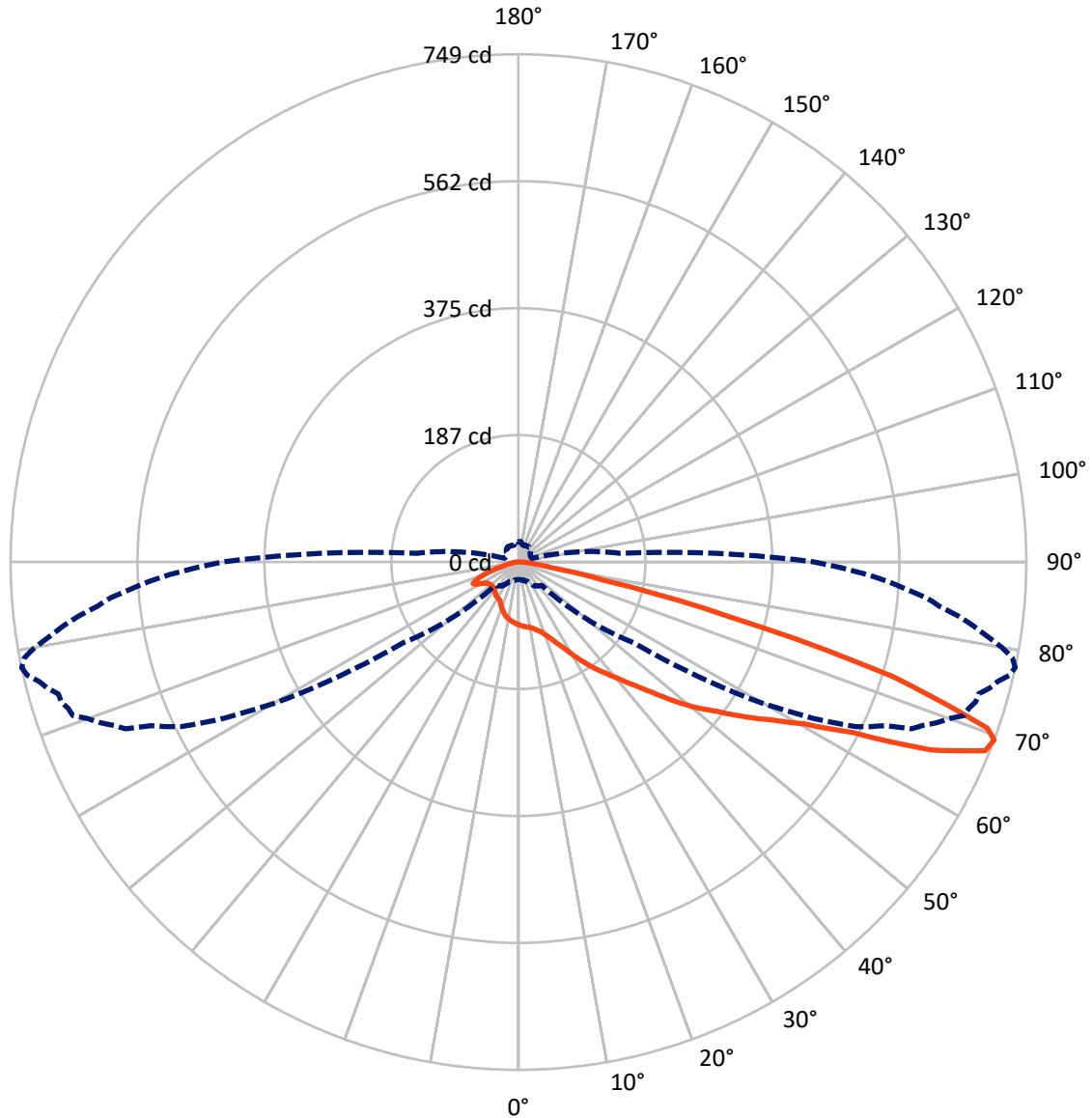
× Max cd
 - - - 1/2 Max cd



Based on 10 foot mounting height. Maximum calculated value = 1.2 fc
 Type II - Medium - Cutoff

REPORT NUMBER: P226296
CATALOG NUMBER: ISW-AF-XXX-LED-E1-T2-7050-XXB

Luminous Intensity Polar Plot



— Vertical Plane Through 78-Deg Lateral - - - Horizontal Cone Through 69-Deg Vertical

REPORT NUMBER: P226296

CATALOG NUMBER: ISW-AF-XXX-LED-E1-T2-7050-XXB

FLUX DISTRIBUTION:

		Downward	Upward	Total
House Side	Lumens	121.5	0.2	121.7
	% Fixture	18.3	0.0	18.3
Street Side	Lumens	542.6	0.1	542.7
	% Fixture	81.7	0.0	81.7
Total	Lumens	664.1	0.3	664.4
	% Fixture	99.9	0.1	100.0

Coefficient of Utilization

ZONAL LUMENS:

Zone	Lumens	% Fixture
0°-10°	8.6	1.3
10°-20°	25.9	3.9
20°-30°	46.4	7.0
30°-40°	75.8	11.4
40°-50°	112.1	16.9
50°-60°	146.4	22.0
60°-70°	163.8	24.6
70°-80°	73.5	11.1
80°-90°	11.5	1.7
90°-100°	0.3	0.1
100°-110°	0.0	0.0
110°-120°	0.0	0.0
120°-130°	0.0	0.0
130°-140°	0.0	0.0
140°-150°	0.0	0.0
150°-160°	0.0	0.0
160°-170°	0.0	0.0
170°-180°	0.0	0.0
0°-90°	664.1	99.9
0°-180°	664.4	100.0



REPORT NUMBER: P226296

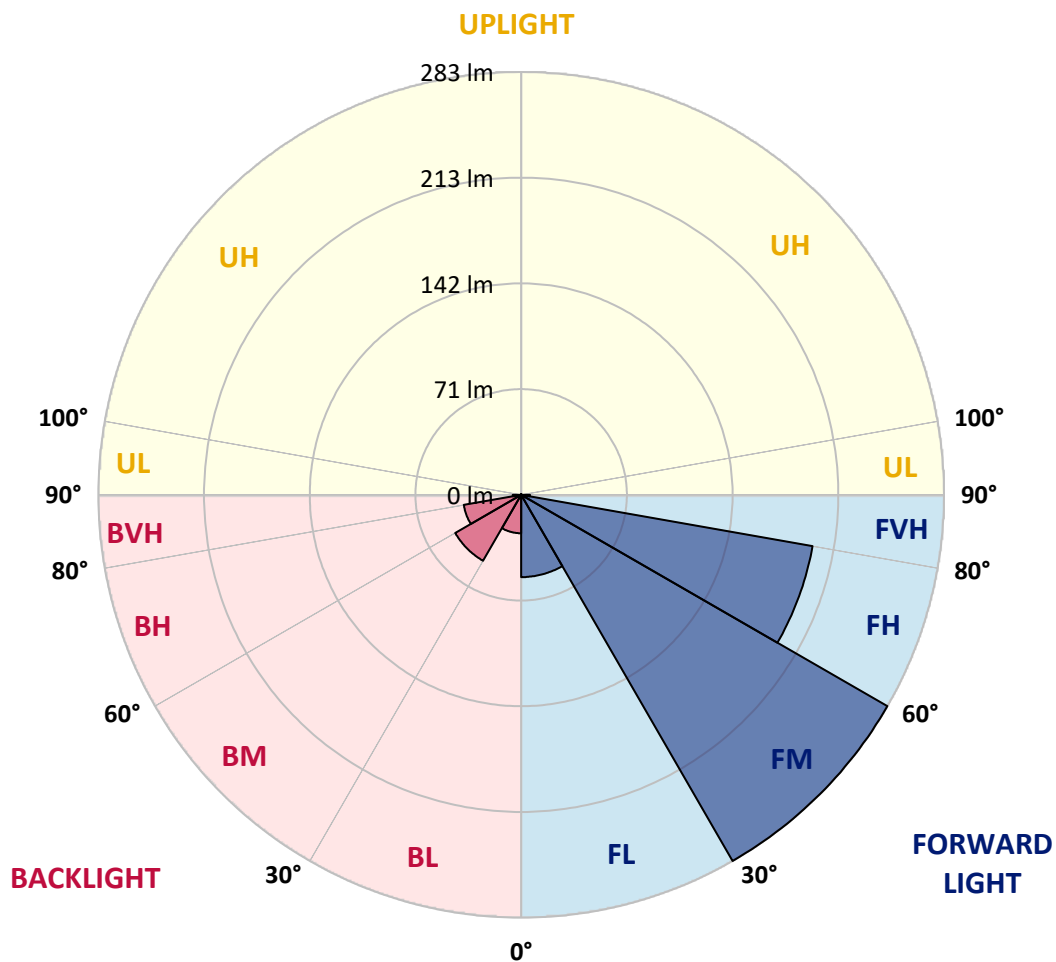
CATALOG NUMBER: ISW-AF-XXX-LED-E1-T2-7050-XXB

LUMINAIRE CLASSIFICATION SYSTEM LUMEN TABLE AND BUG RATING:

Zone		Lumens	% Fixture	Zone Rating/Lumen Limit		
				B	U	G
FL	(0°-30°)	55.2	8.3			
FM	(30°-60°)	283.3	42.6			
FH	(60°-80°)	198.2	29.8			G0/660
FVH	(80°-90°)	5.9	0.9			G0/10
BL	(0°-30°)	25.8	3.9	B0/110		
BM	(30°-60°)	51.0	7.7	B0/220		
BH	(60°-80°)	39.0	5.9	B0/110		G0/110
BVH	(80°-90°)	5.6	0.8			G0/10
UL	(90°-100°)	0.3	0.1		U1/10	
UH	(100°-180°)	0.2	0.0		U1/10	

BUG Rating: B0-U1-G0

Type II Medium





REPORT NUMBER: P226296

CATALOG NUMBER: ISW-AF-XXX-LED-E1-T2-7050-XXB

CANDELA DISTRIBUTION (FULL):

	0°	5°	15°	25°	35°	45°	55°	60°	61°	62°	64°
0°	92.4	92.4	92.4	92.4	92.4	92.4	92.4	92.4	92.4	92.4	92.4
2.5°	99.0	99.0	98.7	98.5	98.2	97.4	96.3	96.1	96.0	95.8	95.6
5°	106.2	105.4	105.6	105.1	104.1	102.7	100.6	99.5	99.0	98.9	98.5
7.5°	112.1	112.2	111.9	110.9	109.5	107.8	104.9	103.3	102.8	102.5	101.9
10°	116.3	116.0	115.8	115.6	114.5	113.1	109.5	107.4	107.1	106.3	105.5
12.5°	119.4	119.4	119.4	119.2	118.5	117.5	114.6	112.6	112.1	111.0	110.3
15°	122.8	122.4	122.0	121.7	121.8	121.8	119.7	118.2	117.4	116.8	115.5
17.5°	130.0	129.2	128.3	127.1	125.3	124.8	124.7	124.6	123.6	123.5	122.1
20°	136.2	135.4	134.6	133.5	130.9	128.1	129.5	130.9	130.7	130.8	130.1
22.5°	143.8	143.2	141.7	140.3	137.0	133.6	133.8	136.7	137.1	137.4	137.6
25°	154.2	153.9	151.4	148.8	145.0	141.8	138.8	142.4	143.1	144.0	145.7
27.5°	164.7	164.1	161.4	159.1	154.2	150.9	146.7	148.6	149.8	151.4	154.1
30°	178.3	176.5	175.5	170.3	165.9	161.0	157.4	158.0	157.8	159.7	163.9
32.5°	198.0	195.1	190.3	185.1	179.9	173.3	170.3	170.2	169.8	172.0	174.3
35°	208.6	208.0	205.0	199.8	194.1	187.9	186.0	184.1	184.4	185.6	186.4
37.5°	220.1	219.5	217.2	214.3	210.0	213.4	202.6	199.9	198.7	198.1	198.4
40°	225.1	225.6	226.9	227.3	224.8	241.0	219.9	211.0	210.7	209.8	208.9
42.5°	226.2	227.4	229.9	235.4	237.9	273.2	234.2	223.5	221.9	221.3	221.4
45°	230.0	232.0	232.5	237.5	248.8	274.8	250.3	234.5	233.3	233.2	232.6
47.5°	239.4	242.0	242.0	244.2	255.0	278.0	255.8	245.5	244.7	244.3	245.9
50°	240.7	244.2	251.2	258.3	266.1	280.6	262.1	257.4	257.7	258.6	263.1
52.5°	217.9	221.4	239.7	260.7	286.2	287.7	271.5	273.3	275.3	279.5	287.8
55°	186.8	189.3	211.0	244.7	286.9	314.8	295.2	300.4	304.4	305.7	318.7
57.5°	147.1	150.6	172.7	216.3	267.9	322.5	349.8	352.1	347.6	351.8	356.5
60°	79.7	79.3	110.1	156.4	228.0	308.3	402.5	442.2	443.2	449.6	441.9
62.5°	44.6	44.6	53.4	80.3	146.7	260.8	427.8	520.2	532.2	542.4	564.6
65°	33.7	34.0	37.1	48.4	82.4	164.6	409.2	546.8	569.9	593.2	632.2
67.5°	28.0	28.0	30.3	36.1	51.5	74.8	301.3	493.4	522.3	550.1	604.1
69°	25.9	26.0	27.8	31.7	43.1	48.6	208.1	418.3	451.4	489.9	553.5
70°	25.0	24.7	26.3	29.6	39.1	38.4	152.5	363.7	389.4	423.9	497.1
72.5°	22.2	21.9	22.8	25.3	30.8	27.4	62.2	195.7	234.4	273.1	331.4
75°	19.8	19.5	20.2	21.3	23.9	20.9	31.3	82.0	99.3	128.3	177.0
77.5°	17.5	16.9	17.5	18.2	18.8	15.6	21.2	37.9	46.5	57.1	80.6
80°	15.8	15.2	15.9	15.5	14.8	12.1	14.1	22.1	24.5	29.3	38.4
82.5°	11.3	11.2	15.1	15.6	11.8	8.8	10.0	14.2	15.8	16.7	20.3
85°	6.9	6.7	8.8	11.2	12.0	5.5	6.5	8.4	8.8	9.5	11.3
87.5°	3.6	3.7	4.7	5.8	7.8	3.3	3.9	4.9	4.9	4.9	5.6
90°	0.9	1.1	1.4	2.0	1.6	0.9	1.4	1.2	1.4	1.2	1.4
92.5°	0.0	0.0	0.0	0.0	0.0	0.0	0.0	0.0	0.0	0.0	0.0
95°	0.0	0.0	0.0	0.0	0.0	0.0	0.0	0.0	0.0	0.0	0.0
97.5°	0.0	0.0	0.0	0.0	0.0	0.0	0.0	0.0	0.0	0.0	0.0
100°	0.0	0.0	0.0	0.0	0.0	0.0	0.0	0.0	0.0	0.0	0.0
102.5°	0.0	0.0	0.0	0.0	0.0	0.0	0.0	0.0	0.0	0.0	0.0
105°	0.0	0.0	0.0	0.0	0.0	0.0	0.0	0.0	0.0	0.0	0.0
107.5°	0.0	0.0	0.0	0.0	0.0	0.0	0.0	0.0	0.0	0.0	0.0



REPORT NUMBER: P226296

CATALOG NUMBER: ISW-AF-XXX-LED-E1-T2-7050-XXB

CANDELA DISTRIBUTION (continued):

	0°	5°	15°	25°	35°	45°	55°	60°	61°	62°	64°
110°	0.0	0.0	0.0	0.0	0.0	0.0	0.0	0.0	0.0	0.0	0.0
112.5°	0.0	0.0	0.0	0.0	0.0	0.0	0.0	0.0	0.0	0.0	0.0
115°	0.0	0.0	0.0	0.0	0.0	0.0	0.0	0.0	0.0	0.0	0.0
117.5°	0.0	0.0	0.0	0.0	0.0	0.0	0.0	0.0	0.0	0.0	0.0
120°	0.0	0.0	0.0	0.0	0.0	0.0	0.0	0.0	0.0	0.0	0.0
122.5°	0.0	0.0	0.0	0.0	0.0	0.0	0.0	0.0	0.0	0.0	0.0
125°	0.0	0.0	0.0	0.0	0.0	0.0	0.0	0.0	0.0	0.0	0.0
127.5°	0.0	0.0	0.0	0.0	0.0	0.0	0.0	0.0	0.0	0.0	0.0
130°	0.0	0.0	0.0	0.0	0.0	0.0	0.0	0.0	0.0	0.0	0.0
132.5°	0.0	0.0	0.0	0.0	0.0	0.0	0.0	0.0	0.0	0.0	0.0
135°	0.0	0.0	0.0	0.0	0.0	0.0	0.0	0.0	0.0	0.0	0.0
137.5°	0.0	0.0	0.0	0.0	0.0	0.0	0.0	0.0	0.0	0.0	0.0
140°	0.0	0.0	0.0	0.0	0.0	0.0	0.0	0.0	0.0	0.0	0.0
142.5°	0.0	0.0	0.0	0.0	0.0	0.0	0.0	0.0	0.0	0.0	0.0
145°	0.0	0.0	0.0	0.0	0.0	0.0	0.0	0.0	0.0	0.0	0.0
147.5°	0.0	0.0	0.0	0.0	0.0	0.0	0.0	0.0	0.0	0.0	0.0
150°	0.0	0.0	0.0	0.0	0.0	0.0	0.0	0.0	0.0	0.0	0.0
152.5°	0.0	0.0	0.0	0.0	0.0	0.0	0.0	0.0	0.0	0.0	0.0
155°	0.0	0.0	0.0	0.0	0.0	0.0	0.0	0.0	0.0	0.0	0.0
157.5°	0.0	0.0	0.0	0.0	0.0	0.0	0.0	0.0	0.0	0.0	0.0
160°	0.0	0.0	0.0	0.0	0.0	0.0	0.0	0.0	0.0	0.0	0.0
162.5°	0.0	0.0	0.0	0.0	0.0	0.0	0.0	0.0	0.0	0.0	0.0
165°	0.0	0.0	0.0	0.0	0.0	0.0	0.0	0.0	0.0	0.0	0.0
167.5°	0.0	0.0	0.0	0.0	0.0	0.0	0.0	0.0	0.0	0.0	0.0
170°	0.0	0.0	0.0	0.0	0.0	0.0	0.0	0.0	0.0	0.0	0.0
172.5°	0.0	0.0	0.0	0.0	0.0	0.0	0.0	0.0	0.0	0.0	0.0
175°	0.0	0.0	0.0	0.0	0.0	0.0	0.0	0.0	0.0	0.0	0.0
177.5°	0.0	0.0	0.0	0.0	0.0	0.0	0.0	0.0	0.0	0.0	0.0
180°	0.0	0.0	0.0	0.0	0.0	0.0	0.0	0.0	0.0	0.0	0.0



REPORT NUMBER: P226296

CATALOG NUMBER: ISW-AF-XXX-LED-E1-T2-7050-XXB

CANDELA DISTRIBUTION (continued):

	65°	66°	67°	68°	69°	70°	71°	72°	73°	74°	75°
0°	92.4	92.4	92.4	92.4	92.4	92.4	92.4	92.4	92.4	92.4	92.4
2.5°	95.7	95.4	95.0	95.1	94.9	94.6	94.7	94.6	94.7	94.5	94.3
5°	98.5	98.3	97.7	97.6	97.4	97.2	96.9	96.6	96.5	96.4	96.0
7.5°	101.7	101.1	100.8	100.4	99.9	99.2	99.1	98.7	98.4	98.2	97.7
10°	104.9	104.3	103.9	103.4	102.9	102.4	102.0	101.3	100.6	100.4	99.8
12.5°	109.9	109.0	108.2	107.4	107.0	106.1	105.4	104.6	103.9	103.6	102.6
15°	115.3	114.1	113.3	112.8	112.0	111.2	110.3	109.6	108.5	107.6	106.8
17.5°	121.6	120.6	120.0	118.9	118.0	117.1	116.4	115.5	114.6	113.0	112.3
20°	130.0	129.2	128.5	127.3	126.3	125.4	124.8	122.8	121.6	120.3	119.0
22.5°	137.8	137.9	137.3	136.5	135.8	134.6	133.7	132.2	130.8	129.2	127.4
25°	146.3	147.1	147.2	147.0	146.6	145.3	144.8	143.3	142.2	139.5	138.7
27.5°	155.8	156.6	157.7	159.1	159.3	157.9	158.6	157.1	155.1	153.9	151.4
30°	164.9	167.3	169.6	171.1	172.1	172.7	172.3	171.8	170.4	168.5	166.3
32.5°	176.7	179.2	181.4	184.8	186.5	188.7	188.3	188.5	188.0	186.1	183.5
35°	188.6	190.8	193.7	195.9	200.1	202.5	204.4	204.3	204.3	203.1	200.6
37.5°	199.1	200.3	202.7	206.4	209.2	212.9	216.0	217.2	219.2	219.3	216.6
40°	210.1	211.3	213.2	215.9	218.9	223.3	227.4	231.5	233.4	235.4	234.4
42.5°	221.9	223.3	224.6	226.4	230.8	234.2	239.8	245.3	249.2	253.4	252.9
45°	233.7	235.2	237.2	239.8	243.7	249.2	254.6	260.8	269.9	274.8	278.2
47.5°	247.0	249.5	253.1	257.2	260.4	266.1	273.0	282.5	291.7	300.2	305.5
50°	267.1	268.0	273.8	277.9	284.0	289.7	296.6	305.0	316.8	325.5	334.0
52.5°	290.7	294.4	300.2	304.8	309.6	315.4	322.4	330.0	341.7	351.5	362.5
55°	321.2	326.4	331.4	333.9	340.7	345.9	351.6	359.0	371.6	382.2	395.2
57.5°	357.6	362.8	365.2	368.8	371.7	377.5	385.2	390.2	401.4	412.4	426.1
60°	432.2	428.9	431.8	426.1	425.3	425.7	427.4	431.2	437.5	447.7	462.2
62.5°	567.0	562.2	549.7	545.2	536.4	524.5	513.3	511.8	508.5	516.2	525.3
65°	645.7	662.8	664.7	669.5	666.0	656.7	643.6	639.4	628.8	621.3	620.9
67.5°	626.8	652.5	668.6	689.0	700.2	711.2	714.1	717.9	711.1	707.7	708.6
69°	574.2	593.3	629.4	643.2	661.1	675.7	695.0	698.4	705.1	706.0	718.9
70°	522.1	550.2	570.8	591.6	616.3	632.4	641.1	655.4	671.9	680.0	693.9
72.5°	375.4	384.6	399.2	426.2	433.1	449.8	466.8	479.0	498.4	512.1	544.8
75°	202.6	208.0	231.1	246.4	250.5	256.0	268.5	271.5	278.7	283.2	314.6
77.5°	92.5	100.9	103.9	112.3	107.5	109.9	112.8	112.2	114.2	123.8	134.8
80°	42.6	44.3	45.4	48.9	49.1	48.3	48.6	48.1	47.7	49.3	50.4
82.5°	20.7	23.2	23.2	25.4	26.4	26.1	26.7	26.5	26.9	26.5	27.8
85°	12.2	12.2	13.1	14.3	14.1	14.5	14.5	15.2	15.3	15.5	15.5
87.5°	5.7	6.3	6.6	7.0	7.2	7.5	7.7	7.7	7.8	7.6	7.8
90°	1.4	1.4	2.4	2.4	2.6	2.9	2.5	2.7	3.4	2.5	3.2
92.5°	0.0	0.0	0.0	0.0	0.0	0.0	0.0	0.0	0.0	0.0	0.0
95°	0.0	0.0	0.0	0.0	0.0	0.0	0.0	0.0	0.0	0.0	0.0
97.5°	0.0	0.0	0.0	0.0	0.0	0.0	0.0	0.0	0.0	0.0	0.0
100°	0.0	0.0	0.0	0.0	0.0	0.0	0.0	0.0	0.0	0.0	0.0
102.5°	0.0	0.0	0.0	0.0	0.0	0.0	0.0	0.0	0.0	0.0	0.0
105°	0.0	0.0	0.0	0.0	0.0	0.0	0.0	0.0	0.0	0.0	0.0
107.5°	0.0	0.0	0.0	0.0	0.0	0.0	0.0	0.0	0.0	0.0	0.0



REPORT NUMBER: P226296

CATALOG NUMBER: ISW-AF-XXX-LED-E1-T2-7050-XXB

CANDELA DISTRIBUTION (continued):

	65°	66°	67°	68°	69°	70°	71°	72°	73°	74°	75°
110°	0.0	0.0	0.0	0.0	0.0	0.0	0.0	0.0	0.0	0.0	0.0
112.5°	0.0	0.0	0.0	0.0	0.0	0.0	0.0	0.0	0.0	0.0	0.0
115°	0.0	0.0	0.0	0.0	0.0	0.0	0.0	0.0	0.0	0.0	0.0
117.5°	0.0	0.0	0.0	0.0	0.0	0.0	0.0	0.0	0.0	0.0	0.0
120°	0.0	0.0	0.0	0.0	0.0	0.0	0.0	0.0	0.0	0.0	0.0
122.5°	0.0	0.0	0.0	0.0	0.0	0.0	0.0	0.0	0.0	0.0	0.0
125°	0.0	0.0	0.0	0.0	0.0	0.0	0.0	0.0	0.0	0.0	0.0
127.5°	0.0	0.0	0.0	0.0	0.0	0.0	0.0	0.0	0.0	0.0	0.0
130°	0.0	0.0	0.0	0.0	0.0	0.0	0.0	0.0	0.0	0.0	0.0
132.5°	0.0	0.0	0.0	0.0	0.0	0.0	0.0	0.0	0.0	0.0	0.0
135°	0.0	0.0	0.0	0.0	0.0	0.0	0.0	0.0	0.0	0.0	0.0
137.5°	0.0	0.0	0.0	0.0	0.0	0.0	0.0	0.0	0.0	0.0	0.0
140°	0.0	0.0	0.0	0.0	0.0	0.0	0.0	0.0	0.0	0.0	0.0
142.5°	0.0	0.0	0.0	0.0	0.0	0.0	0.0	0.0	0.0	0.0	0.0
145°	0.0	0.0	0.0	0.0	0.0	0.0	0.0	0.0	0.0	0.0	0.0
147.5°	0.0	0.0	0.0	0.0	0.0	0.0	0.0	0.0	0.0	0.0	0.0
150°	0.0	0.0	0.0	0.0	0.0	0.0	0.0	0.0	0.0	0.0	0.0
152.5°	0.0	0.0	0.0	0.0	0.0	0.0	0.0	0.0	0.0	0.0	0.0
155°	0.0	0.0	0.0	0.0	0.0	0.0	0.0	0.0	0.0	0.0	0.0
157.5°	0.0	0.0	0.0	0.0	0.0	0.0	0.0	0.0	0.0	0.0	0.0
160°	0.0	0.0	0.0	0.0	0.0	0.0	0.0	0.0	0.0	0.0	0.0
162.5°	0.0	0.0	0.0	0.0	0.0	0.0	0.0	0.0	0.0	0.0	0.0
165°	0.0	0.0	0.0	0.0	0.0	0.0	0.0	0.0	0.0	0.0	0.0
167.5°	0.0	0.0	0.0	0.0	0.0	0.0	0.0	0.0	0.0	0.0	0.0
170°	0.0	0.0	0.0	0.0	0.0	0.0	0.0	0.0	0.0	0.0	0.0
172.5°	0.0	0.0	0.0	0.0	0.0	0.0	0.0	0.0	0.0	0.0	0.0
175°	0.0	0.0	0.0	0.0	0.0	0.0	0.0	0.0	0.0	0.0	0.0
177.5°	0.0	0.0	0.0	0.0	0.0	0.0	0.0	0.0	0.0	0.0	0.0
180°	0.0	0.0	0.0	0.0	0.0	0.0	0.0	0.0	0.0	0.0	0.0



REPORT NUMBER: P226296

CATALOG NUMBER: ISW-AF-XXX-LED-E1-T2-7050-XXB

CANDELA DISTRIBUTION (continued):

	76°	77°	78°	79°	80°	81°	82°	83°	84°	85°	86°
0°	92.4	92.4	92.4	92.4	92.4	92.4	92.4	92.4	92.4	92.4	92.4
2.5°	94.1	94.3	94.2	93.8	93.8	93.8	93.6	93.5	93.3	93.2	93.4
5°	95.9	95.9	95.6	95.2	94.8	94.7	94.6	94.1	93.9	93.8	93.6
7.5°	97.5	97.3	96.9	96.3	95.9	95.8	95.4	94.9	94.4	94.0	93.8
10°	99.3	99.1	98.3	97.8	97.0	96.9	96.3	95.7	95.2	94.7	94.3
12.5°	101.8	101.6	100.7	99.5	99.0	98.6	97.7	97.0	96.4	95.8	95.1
15°	105.6	104.8	104.3	103.1	102.2	101.5	100.4	99.4	98.5	97.5	96.9
17.5°	111.0	110.0	108.4	107.7	106.6	105.3	103.9	103.2	102.0	100.8	99.6
20°	118.1	117.0	114.6	113.7	112.1	110.2	109.1	107.6	106.6	104.7	103.5
22.5°	125.9	124.9	122.6	120.3	118.7	117.3	115.5	113.6	111.6	109.9	108.5
25°	136.0	134.6	132.5	130.2	127.9	125.9	123.4	120.8	119.0	116.6	114.7
27.5°	149.8	147.3	143.9	141.4	139.6	136.5	133.4	131.1	128.4	125.2	123.1
30°	164.7	161.9	159.4	156.5	153.5	150.5	146.2	142.8	140.0	136.6	133.1
32.5°	181.3	178.9	175.4	171.6	168.2	164.5	161.4	157.8	152.8	149.2	145.5
35°	198.0	195.2	191.6	188.4	184.5	180.7	177.2	172.5	167.9	162.8	157.7
37.5°	214.1	211.7	207.7	202.8	199.5	195.3	191.7	186.7	181.3	175.6	171.8
40°	232.1	228.2	225.4	219.8	216.3	211.7	206.6	202.7	197.5	191.4	185.9
42.5°	252.6	249.9	246.9	242.4	238.7	233.2	226.8	221.8	217.0	209.7	202.1
45°	278.7	276.9	272.0	268.3	263.4	257.6	252.0	246.1	238.4	229.9	223.0
47.5°	309.9	308.6	304.1	298.9	292.4	284.6	279.4	271.2	264.8	254.2	245.9
50°	338.3	338.9	336.5	328.5	322.7	314.9	306.7	299.6	289.6	278.7	268.0
52.5°	372.1	371.4	365.4	360.9	354.1	344.6	335.7	326.5	315.6	304.2	291.0
55°	404.5	406.5	402.3	396.0	387.7	374.5	365.5	353.6	342.1	329.6	314.3
57.5°	436.0	442.4	439.2	431.7	423.2	413.7	401.7	388.4	376.6	360.2	343.0
60°	475.1	483.7	485.1	480.2	471.0	459.9	444.2	433.7	417.4	402.3	389.1
62.5°	535.4	554.9	553.7	556.1	549.5	542.6	524.2	513.0	491.8	480.9	462.5
65°	636.1	650.5	667.7	667.2	662.6	646.2	627.1	608.4	594.4	572.9	553.7
67.5°	720.6	732.5	742.7	737.4	727.0	708.5	686.2	660.1	638.8	615.1	589.9
69°	728.5	743.0	749.0	742.4	723.7	699.7	677.8	653.6	624.2	603.9	573.2
70°	707.3	721.6	733.6	716.7	699.6	676.1	652.2	627.0	600.8	578.9	547.9
72.5°	561.8	577.9	576.3	574.5	560.8	537.3	515.3	501.8	483.4	457.0	434.6
75°	326.7	334.1	321.1	334.8	318.4	294.8	297.8	282.6	269.1	253.9	242.1
77.5°	128.3	134.8	128.0	125.8	118.4	116.8	104.6	106.0	99.9	88.0	82.5
80°	48.6	49.5	48.3	45.9	45.4	42.6	41.9	39.2	37.9	34.0	32.5
82.5°	26.1	26.6	25.8	25.1	24.5	22.9	21.8	19.8	18.6	17.4	17.3
85°	15.0	14.7	14.3	13.9	13.0	12.1	11.3	10.5	9.6	9.0	8.3
87.5°	7.9	8.0	8.1	7.7	7.1	6.4	5.9	5.6	4.9	4.6	4.3
90°	2.6	1.9	2.2	2.8	2.6	2.1	2.0	1.7	1.4	1.4	1.2
92.5°	0.0	0.0	0.0	0.0	0.0	0.0	0.0	0.0	0.0	0.0	0.0
95°	0.0	0.0	0.0	0.0	0.0	0.0	0.0	0.0	0.0	0.0	0.0
97.5°	0.0	0.0	0.0	0.0	0.0	0.0	0.0	0.0	0.0	0.0	0.0
100°	0.0	0.0	0.0	0.0	0.0	0.0	0.0	0.0	0.0	0.0	0.0
102.5°	0.0	0.0	0.0	0.0	0.0	0.0	0.0	0.0	0.0	0.0	0.0
105°	0.0	0.0	0.0	0.0	0.0	0.0	0.0	0.0	0.0	0.0	0.0
107.5°	0.0	0.0	0.0	0.0	0.0	0.0	0.0	0.0	0.0	0.0	0.0



REPORT NUMBER: P226296
 CATALOG NUMBER: ISW-AF-XXX-LED-E1-T2-7050-XXB

REPORT N
 CATALOG

CANDELA DISTRIBUTION (continued):

CANDELA

	76°	77°	78°	79°	80°	81°	82°	83°	84°	85°	86°	
110°	0.0	0.0	0.0	0.0	0.0	0.0	0.0	0.0	0.0	0.0	0.0	0°
112.5°	0.0	0.0	0.0	0.0	0.0	0.0	0.0	0.0	0.0	0.0	0.0	2.5°
115°	0.0	0.0	0.0	0.0	0.0	0.0	0.0	0.0	0.0	0.0	0.0	5°
117.5°	0.0	0.0	0.0	0.0	0.0	0.0	0.0	0.0	0.0	0.0	0.0	7.5°
120°	0.0	0.0	0.0	0.0	0.0	0.0	0.0	0.0	0.0	0.0	0.0	10°
122.5°	0.0	0.0	0.0	0.0	0.0	0.0	0.0	0.0	0.0	0.0	0.0	12.5°
125°	0.0	0.0	0.0	0.0	0.0	0.0	0.0	0.0	0.0	0.0	0.0	15°
127.5°	0.0	0.0	0.0	0.0	0.0	0.0	0.0	0.0	0.0	0.0	0.0	17.5°
130°	0.0	0.0	0.0	0.0	0.0	0.0	0.0	0.0	0.0	0.0	0.0	20°
132.5°	0.0	0.0	0.0	0.0	0.0	0.0	0.0	0.0	0.0	0.0	0.0	22.5°
135°	0.0	0.0	0.0	0.0	0.0	0.0	0.0	0.0	0.0	0.0	0.0	25°
137.5°	0.0	0.0	0.0	0.0	0.0	0.0	0.0	0.0	0.0	0.0	0.0	27.5°
140°	0.0	0.0	0.0	0.0	0.0	0.0	0.0	0.0	0.0	0.0	0.0	30°
142.5°	0.0	0.0	0.0	0.0	0.0	0.0	0.0	0.0	0.0	0.0	0.0	32.5°
145°	0.0	0.0	0.0	0.0	0.0	0.0	0.0	0.0	0.0	0.0	0.0	35°
147.5°	0.0	0.0	0.0	0.0	0.0	0.0	0.0	0.0	0.0	0.0	0.0	37.5°
150°	0.0	0.0	0.0	0.0	0.0	0.0	0.0	0.0	0.0	0.0	0.0	40°
152.5°	0.0	0.0	0.0	0.0	0.0	0.0	0.0	0.0	0.0	0.0	0.0	42.5°
155°	0.0	0.0	0.0	0.0	0.0	0.0	0.0	0.0	0.0	0.0	0.0	45°
157.5°	0.0	0.0	0.0	0.0	0.0	0.0	0.0	0.0	0.0	0.0	0.0	47.5°
160°	0.0	0.0	0.0	0.0	0.0	0.0	0.0	0.0	0.0	0.0	0.0	50°
162.5°	0.0	0.0	0.0	0.0	0.0	0.0	0.0	0.0	0.0	0.0	0.0	52.5°
165°	0.0	0.0	0.0	0.0	0.0	0.0	0.0	0.0	0.0	0.0	0.0	55°
167.5°	0.0	0.0	0.0	0.0	0.0	0.0	0.0	0.0	0.0	0.0	0.0	57.5°
170°	0.0	0.0	0.0	0.0	0.0	0.0	0.0	0.0	0.0	0.0	0.0	60°
172.5°	0.0	0.0	0.0	0.0	0.0	0.0	0.0	0.0	0.0	0.0	0.0	62.5°
175°	0.0	0.0	0.0	0.0	0.0	0.0	0.0	0.0	0.0	0.0	0.0	65°
177.5°	0.0	0.0	0.0	0.0	0.0	0.0	0.0	0.0	0.0	0.0	0.0	67.5°
180°	0.0	0.0	0.0	0.0	0.0	0.0	0.0	0.0	0.0	0.0	0.0	69°
												70°
												72.5°
												75°
												77.5°
												80°
												82.5°
												85°
												87.5°
												90°
												92.5°
												95°
												97.5°
												100°
												102.5°
												105°
												107.5°

NUMBER: P226296
 NUMBER: ISW-AF-XXX-LED-E1-T2-7050-XXB

REPORT NUMBER: P
 CATALOG NUMBER:

DISTRIBUTION (continued):											CANDELA DISTRIBUTION	
87°	88°	89°	90°	95°	105°	115°	125°	135°	145°	155°	110°	87°
92.4	92.4	92.4	92.4	92.4	92.4	92.4	92.4	92.4	92.4	92.4	110°	0.0
93.1	93.1	92.8	92.6	91.9	90.8	89.6	88.5	87.1	86.5	85.7	112.5°	0.0
93.4	93.2	92.9	92.5	91.1	88.4	85.7	82.7	79.6	76.8	73.5	115°	0.0
93.6	93.2	92.8	92.3	90.4	86.2	80.6	74.8	69.3	65.1	63.4	117.5°	0.0
93.7	93.4	92.9	92.2	89.5	83.3	74.4	65.9	61.1	59.4	59.1	120°	0.0
94.7	94.2	93.5	92.7	89.1	80.2	67.3	59.2	57.3	58.1	59.4	122.5°	0.0
96.1	95.5	94.5	93.8	88.9	76.0	60.5	55.5	56.1	58.3	60.5	125°	0.0
98.5	97.5	96.5	95.7	89.3	70.9	55.0	53.5	55.6	58.3	61.2	127.5°	0.0
102.0	100.7	99.4	98.1	89.9	64.5	51.7	52.3	54.7	57.6	60.9	130°	0.0
106.5	104.9	103.2	101.2	90.6	59.0	49.9	50.9	53.1	55.7	58.4	132.5°	0.0
112.5	110.3	108.1	105.6	91.5	53.0	48.2	49.4	50.7	52.2	53.5	135°	0.0
120.0	117.1	114.7	111.3	92.5	49.0	46.9	47.3	47.6	47.7	47.6	137.5°	0.0
130.0	125.6	122.8	118.6	93.6	46.9	45.3	44.9	44.4	43.7	42.9	140°	0.0
140.6	137.0	132.5	127.2	94.2	45.4	43.9	42.3	41.0	40.3	40.3	142.5°	0.0
153.0	148.4	142.8	136.2	93.4	43.9	42.0	39.9	39.2	40.0	39.7	145°	0.0
165.3	159.1	152.9	145.3	91.2	42.1	39.8	38.8	39.4	38.2	37.5	147.5°	0.0
178.9	172.0	163.4	154.5	88.2	40.3	38.8	39.4	37.3	36.0	36.6	150°	0.0
194.2	186.0	176.7	164.6	86.1	39.2	37.1	37.6	35.9	34.9	34.6	152.5°	0.0
214.9	203.2	191.9	177.8	87.7	37.3	34.0	35.9	34.9	34.0	33.3	155°	0.0
235.2	222.8	209.5	192.8	90.4	36.0	31.4	34.0	34.7	33.3	31.8	157.5°	0.0
255.7	242.5	227.0	208.3	93.7	35.1	29.5	31.8	34.2	32.5	31.3	160°	0.0
277.2	260.5	244.6	224.5	97.9	34.2	28.0	29.9	33.4	32.5	30.8	162.5°	0.0
299.8	280.1	264.2	242.5	105.3	33.0	26.0	28.4	32.5	32.4	30.2	165°	0.0
326.0	308.5	288.0	265.9	115.6	31.5	24.3	27.2	31.7	32.0	29.5	167.5°	0.0
370.7	352.5	327.8	306.8	136.1	29.6	23.2	26.0	30.5	31.3	28.9	170°	0.0
443.1	418.4	395.7	376.1	171.1	26.9	22.5	24.8	29.1	30.3	28.5	172.5°	0.0
526.2	502.0	474.6	441.6	190.6	24.4	21.4	23.2	27.8	29.3	28.0	175°	0.0
561.5	529.9	496.6	457.4	172.0	22.4	20.3	21.8	26.2	28.0	27.3	177.5°	0.0
545.2	513.3	474.6	436.2	149.6	21.3	19.6	21.0	25.1	27.1	26.6	180°	0.0
517.1	485.0	450.4	404.2	133.6	20.7	19.1	20.5	24.6	26.6	26.2		
409.0	380.3	348.5	313.3	91.1	18.8	17.6	19.1	22.7	24.9	24.8		
216.7	208.3	184.8	164.2	47.2	16.8	15.9	17.5	20.9	23.2	23.2		
78.0	70.8	67.7	56.2	25.1	14.7	14.3	15.4	19.0	21.2	21.1		
29.5	28.7	25.8	24.1	15.9	12.0	12.1	13.2	16.7	18.8	18.7		
16.7	15.1	14.7	14.2	10.1	9.5	9.9	11.1	14.3	16.1	16.4		
8.0	7.4	7.2	6.8	6.7	7.2	7.8	8.8	11.4	13.6	13.3		
3.9	3.7	3.6	3.5	4.7	4.6	5.7	6.1	7.6	10.8	9.7		
1.3	1.3	1.2	1.0	1.4	1.5	1.8	2.6	3.2	6.3	5.1		
0.0	0.0	0.0	0.0	0.0	0.0	0.0	0.0	0.0	0.0	0.0		
0.0	0.0	0.0	0.0	0.0	0.0	0.0	0.0	0.0	0.0	0.0		
0.0	0.0	0.0	0.0	0.0	0.0	0.0	0.0	0.0	0.0	0.0		
0.0	0.0	0.0	0.0	0.0	0.0	0.0	0.0	0.0	0.0	0.0		
0.0	0.0	0.0	0.0	0.0	0.0	0.0	0.0	0.0	0.0	0.0		
0.0	0.0	0.0	0.0	0.0	0.0	0.0	0.0	0.0	0.0	0.0		
0.0	0.0	0.0	0.0	0.0	0.0	0.0	0.0	0.0	0.0	0.0		
0.0	0.0	0.0	0.0	0.0	0.0	0.0	0.0	0.0	0.0	0.0		
0.0	0.0	0.0	0.0	0.0	0.0	0.0	0.0	0.0	0.0	0.0		

'226296
 ISW-AF-XXX-LED-E1-T2-7050-XXB

REPORT NUMBER: P226296
 CATALOG NUMBER: ISW-AF-X

TION (continued):

CANDELA DISTRIBUTION (con

88°	89°	90°	95°	105°	115°	125°	135°	145°	155°		165°	175°
0.0	0.0	0.0	0.0	0.0	0.0	0.0	0.0	0.0	0.0	0°	92.4	92.4
0.0	0.0	0.0	0.0	0.0	0.0	0.0	0.0	0.0	0.0	2.5°	85.1	83.7
0.0	0.0	0.0	0.0	0.0	0.0	0.0	0.0	0.0	0.0	5°	71.1	70.9
0.0	0.0	0.0	0.0	0.0	0.0	0.0	0.0	0.0	0.0	7.5°	62.3	61.1
0.0	0.0	0.0	0.0	0.0	0.0	0.0	0.0	0.0	0.0	10°	59.4	59.3
0.0	0.0	0.0	0.0	0.0	0.0	0.0	0.0	0.0	0.0	12.5°	60.7	61.0
0.0	0.0	0.0	0.0	0.0	0.0	0.0	0.0	0.0	0.0	15°	62.3	62.9
0.0	0.0	0.0	0.0	0.0	0.0	0.0	0.0	0.0	0.0	17.5°	63.4	64.4
0.0	0.0	0.0	0.0	0.0	0.0	0.0	0.0	0.0	0.0	20°	63.1	64.3
0.0	0.0	0.0	0.0	0.0	0.0	0.0	0.0	0.0	0.0	22.5°	59.9	60.5
0.0	0.0	0.0	0.0	0.0	0.0	0.0	0.0	0.0	0.0	25°	54.2	54.4
0.0	0.0	0.0	0.0	0.0	0.0	0.0	0.0	0.0	0.0	27.5°	47.4	47.2
0.0	0.0	0.0	0.0	0.0	0.0	0.0	0.0	0.0	0.0	30°	42.5	41.3
0.0	0.0	0.0	0.0	0.0	0.0	0.0	0.0	0.0	0.0	32.5°	40.3	39.5
0.0	0.0	0.0	0.0	0.0	0.0	0.0	0.0	0.0	0.0	35°	38.8	37.5
0.0	0.0	0.0	0.0	0.0	0.0	0.0	0.0	0.0	0.0	37.5°	40.2	40.1
0.0	0.0	0.0	0.0	0.0	0.0	0.0	0.0	0.0	0.0	40°	41.6	41.4
0.0	0.0	0.0	0.0	0.0	0.0	0.0	0.0	0.0	0.0	42.5°	39.3	37.5
0.0	0.0	0.0	0.0	0.0	0.0	0.0	0.0	0.0	0.0	45°	35.0	33.0
0.0	0.0	0.0	0.0	0.0	0.0	0.0	0.0	0.0	0.0	47.5°	32.1	31.0
0.0	0.0	0.0	0.0	0.0	0.0	0.0	0.0	0.0	0.0	50°	30.8	30.4
0.0	0.0	0.0	0.0	0.0	0.0	0.0	0.0	0.0	0.0	52.5°	30.4	31.3
0.0	0.0	0.0	0.0	0.0	0.0	0.0	0.0	0.0	0.0	55°	30.2	31.3
0.0	0.0	0.0	0.0	0.0	0.0	0.0	0.0	0.0	0.0	57.5°	28.8	30.7
0.0	0.0	0.0	0.0	0.0	0.0	0.0	0.0	0.0	0.0	60°	27.9	30.1
0.0	0.0	0.0	0.0	0.0	0.0	0.0	0.0	0.0	0.0	62.5°	27.3	29.8
0.0	0.0	0.0	0.0	0.0	0.0	0.0	0.0	0.0	0.0	65°	26.8	30.0
0.0	0.0	0.0	0.0	0.0	0.0	0.0	0.0	0.0	0.0	67.5°	26.0	30.6
0.0	0.0	0.0	0.0	0.0	0.0	0.0	0.0	0.0	0.0	69°	25.7	30.5
										70°	25.3	30.2
										72.5°	23.9	27.9
										75°	22.3	24.6
										77.5°	20.2	21.1
										80°	17.8	18.4
										82.5°	15.5	17.7
										85°	12.2	15.0
										87.5°	9.0	8.3
										90°	5.1	3.8
										92.5°	0.0	0.0
										95°	0.0	0.0
										97.5°	0.0	0.0
										100°	0.0	0.0
										102.5°	0.0	0.0
										105°	0.0	0.0
										107.5°	0.0	0.0



REPORT NUMBER: P226296

CATALOG NUMBER: ISW-AF-XXX-LED-E1-

XX-LED-E1-T2-7050-XXB

tinued):

180°
92.4
84.0
70.3
61.2
59.6
60.8
63.1
64.8
64.6
61.0
54.6
47.9
42.2
40.4
38.1
40.6
41.8
37.9
33.0
30.8
30.2
31.6
31.2
30.8
30.2
29.7
29.6
29.8
29.4
28.9
26.0
23.4
21.1
18.6
15.7
11.8
9.0
3.2
0.0
0.0
0.0
0.0
0.0
0.0
0.0
0.0
0.0

CANDELA DISTRIBUTION (continued):

	165°	175°	180°
110°	0.0	0.0	0.0
112.5°	0.0	0.0	0.0
115°	0.0	0.0	0.0
117.5°	0.0	0.0	0.0
120°	0.0	0.0	0.0
122.5°	0.0	0.0	0.0
125°	0.0	0.0	0.0
127.5°	0.0	0.0	0.0
130°	0.0	0.0	0.0
132.5°	0.0	0.0	0.0
135°	0.0	0.0	0.0
137.5°	0.0	0.0	0.0
140°	0.0	0.0	0.0
142.5°	0.0	0.0	0.0
145°	0.0	0.0	0.0
147.5°	0.0	0.0	0.0
150°	0.0	0.0	0.0
152.5°	0.0	0.0	0.0
155°	0.0	0.0	0.0
157.5°	0.0	0.0	0.0
160°	0.0	0.0	0.0
162.5°	0.0	0.0	0.0
165°	0.0	0.0	0.0
167.5°	0.0	0.0	0.0
170°	0.0	0.0	0.0
172.5°	0.0	0.0	0.0
175°	0.0	0.0	0.0
177.5°	0.0	0.0	0.0
180°	0.0	0.0	0.0

(END OF F

Cooper Lighting Solutions Photometric Lab
1121 Highway 74 South
Peachtree City, GA 30269

Scaled Data Report

